

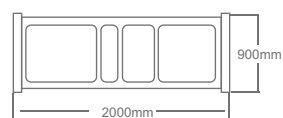
HOSPITAL BED

FOWLER BED ELECTRIC

Code : KMMEI- 109

Description

- Advance linear actuator system [02Pcs Motor, 01Pc Control box, 01 Pc Handset]
- Four pieces individual side-rails, ABS moulded
- ABS moulded Head and Foot Panel with locking and corner buffer
- Framework made up of M.S. tubes
- 4 section top made up of oval perforated CRCA M.S. sheet
- Bed mounted on 4" Castors, 2 with brakes
- Finish: Pre-treated & Epoxy Powder Coated
- Overall approx. size: 2000L x 900W x 600H mm
- Positions obtained by Hand Remote
 - Backrest elevation
 - Kneerest elevation
- Optional
 - C4 Section Mattress (IHF-2001C)
 - S.S. Telescopic I.V. Rod with 4 location
 - 2 pieces individual detachable collapsible side rails



S. S. Head & Foot Panel

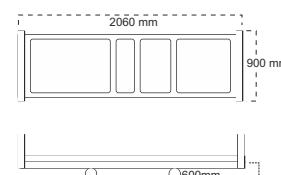



HOSPITAL FOWLER BED WITH WHEEL

Code : KMMEI- 110 (ABS panels & Safety Side Railings)

Description

- Frame work made of Rectangular M.S. Tube
- 4 Section Top made of perforated M.S. Sheet ' Back Rest, Knee Rest Positions maneuvered by
- Separate screw from Foot End.
- ABS molded head and foot Panels.
- Stainless Steel IV Rod with four Locations
- Bed Mounted on 100mm Dia Castor (2 with Brakes)
- Overall size: 206L x 90W x 60H crns
- Finish: Epoxy Powder Coated
- OPTIONAL : Collapsible Safety Side Railing



HOSPITAL FOWLER BED

(ABS panels)

Code : KMMEI- 111

Description

- Mattress area divided into 4 sections made up of CIRCA.
- Detachable ABS head and foot bows provide a soothing look.
- Saline stand provision on four locations.
- The complete metal components are pre treated & epoxy powder coated.
- 2 separate crank mechanisms for Back rest and Knee rest respectively.
- Frame size (Approx) : 2060 L x 900 W x 600 H
- Back Rest Tilt : 0-75 Degree
- Knee Rest Tilt : 0-35 Degree





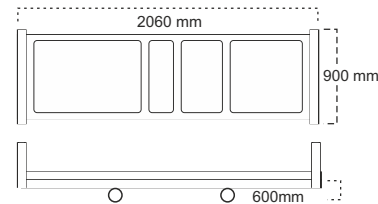
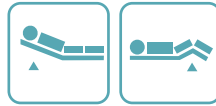
HOSPITAL BED

HOSPITAL FOWLER BED

Code : KMMEI- 112

Description

- Mattress area divided into 4 sections.
- Head and foot bows uneven in height with vertical tube supports.
- Saline stand provision on four locations.
- The complete metal components are pre treated and epoxy powder coated.
- 2 separate crank mechanisms for Back rest and Knee rest respectively.
- Back Rest Tilt : 0-75 Degree
- Knee Rest Tilt : 0-35 Degree



Note: also available with below accessories;
Castor Wheel 100mm, or 150mm with 2 break,
Detachable, Collapsible aluminium safety side railing,
PU foam mattress, or coir mattress with waterproof cover.

HOSPITAL SEMI FOWLER BED WITH WHEELS

Code : KMMEI- 114 (ABS panels)

Description

- Frame work made of Rectangular M.S. Tube
- 2 Section Top made of perforated M.S. Sheet
- Back Rest Section, maneuvered by Screw Handle from Foot End.
- ABS molded Head and Foot panels.
- Four Locations for I.V. Rod,
- Overall size: 198L x 90W x 60H cms
- Finish: Epoxy Powder Coated
- With 100 mm Castors, two with brake

Note: also available with below accessories;
Castor Wheel 100mm, or 150mm with 2 break,
Detachable, Collapsible aluminium safety side railing,
PU foam mattress, or coir mattress with waterproof cover



HOSPITAL SEMI FOWLER BED

Code : KMMEI- 116

Description

- Frame work made of Rectangular M.S. Tube
- 2 Section Top made of perforated CRCA MS Sheet
- Back Rest Section, maneuvered by Screw Handle from Foot End.
- Tubular Head & Foot Bows of unequal Height with vertical bars support.
- Locations for Four I.V. Rod.
- Overall size: 198L x 90W x 60H cms
- Finish: Epoxy Powder Coated



Note: Also available with below accessories; Castor Wheel 100mm, or 150mm with 2 break, Detachable, Collapsible aluminium safety side railing, PU foam mattress, or coir mattress with waterproof cover.



HOSPITAL BED

HOSPITAL PLAIN BED

(ABS Panels)

Code : KMMEI- 118

Description

- Frame work made of Rectangular
- Top made of perforated CRCA MS Sheet.
- ABS molded Head and Foot Panels.
- Locations for Four I.V. Rod.
- Overall size: 198L x 90W x 60H cms
- Finish: Epoxy Powder Coated

Note: also available with below accessories;
Castor Wheel 100mm, or i50mm with 2 break,
Detachable, Collapsible aluminium safety side railing,
PU foam mattress, or coir mattress with waterproof cover.



HOSPITAL PLAIN BED

Code : KMMEI- 120

Description

- Frame work made of Rectangular M.S. Tube
- Top made of perforated CRCA MS Sheet.
- Tubular Head & Foot Bows of unequal Height.
- Locations for Four I.V. Rod.
- Overall size: 198L x 90W x 60H cms
- Finish: Epoxy Powder Coated

PEDIATRIC BED

Code : KMMEI- 122

Description

- Main Frame of Rectangular Pipe.
- Perforated CRCA Sheet top.
- Tubular Head & Foot Bows of equal
- Height with vertical tube supports.
- Drop down type safety side railings.
- Size: 137L x 76W x 60H cms
- Epoxy Powder Coated.

